

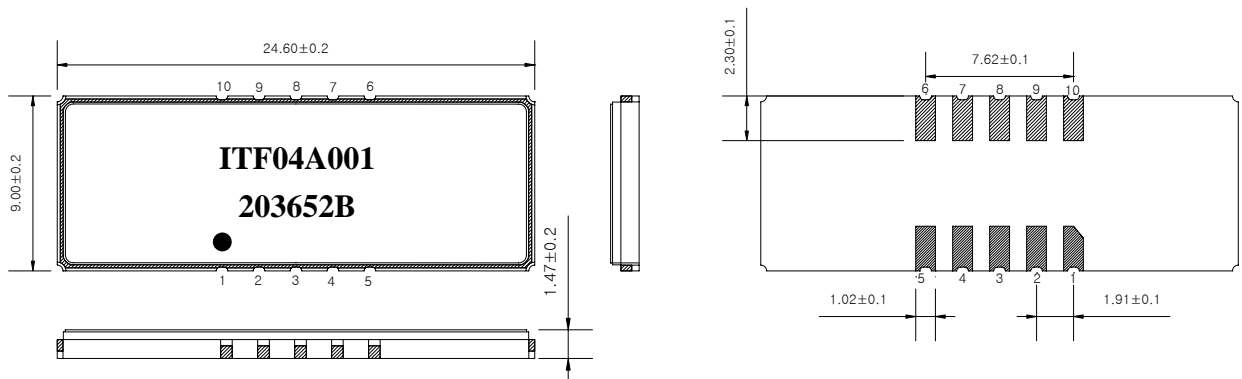
SAW Bandpass Filter 203652B



1. Features

- IF Bandpass Filter
- High Attenuation
- Single-Ended Operation
- Ceramic Surface Mount Device (SMD) Package
- Maximum Storage Temperature Range : -40 °C ~ 85 °C
- Electrostatics Sensitive Device (ESD)

2. Package Dimensions



Package : S2490

Dimensions shown are nominal in millimeters

Body : Al₂O₃ Ceramic

Lid : Kovar, Ni Plated

Terminations : Au plating 0.3 ~ 1.0 um, Over a 1.27 ~ 8.89 um Ni Plating

Pad Configuration	
10	Input
5	Output
1, 6	Ground
Other	Case ground



ITF Co., Ltd.
 102-901, Bucheon Technopark 364,
 Samjeong-Dong, Ojeong-Gu, Bucheon-City,
 Gyeonggi-Do, Korea 421-809

Part No.	203652B	
Rev. Date	2004-03-31	
Rev.	NW3014-CS02	1/5

SAW Bandpass Filter 203652B



3. Specifications

Fo = 125.0 MHz

Terminating source impedance : 50Ω and matching network

Terminating load impedance : 50Ω and matching network

		Minimum	Typical	Maximum
Center Frequency	MHz	124.95	125.0	125.05
Insertion Loss	dB	-	20.5	22.5
1dB Bandwidth	MHz	1.23	1.35	-
3dB Bandwidth	MHz	-	1.55	-
40dB Bandwidth	MHz	-	2.4	2.5
Amplitude Ripple (Fo +/- 0.6 MHz)	dB	-	0.6	0.9
Group Delay Variation (Fo +/- 0.6 MHz)	nsec	-	150	300
Absolute Delay	usec	-	3.48	-
Ultimate Rejection	dB	45	50	-
Temperature Coefficient of Frequency	ppm/°C ²	-	-0.03	-

Notes :

- 1) All specifications are based on the matching schematic shown below
- 2) All specifications are measured by Agilent Network analyzer and full 2 port calibration at room temperature
- 3) All attenuation measurements are measured relative to insertion loss

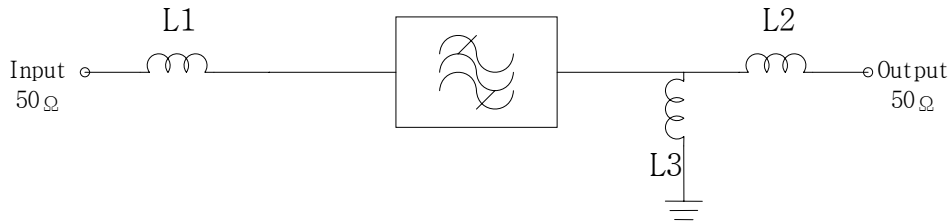
	ITF Co., Ltd. 102-901, Bucheon Technopark 364, Samjeong-Dong, Ojeong-Gu, Bucheon-City, Gyeonggi-Do, Korea 421-809	Part No.	203652B	
		Rev. Date	2004-03-31	
		Rev.	NW3014-CS02	2/5

SAW Bandpass Filter 203652B



4. Matching Schematic

(Actual matching values may vary due to PCB layout and parasitics)



$$L1 = L2 = 82 \text{ nH}$$

$$L3 = 100 \text{ nH}$$

5. Marking Configuration

ITF¹⁾ 04A001²⁾

203652B³⁾


●⁴⁾

1) Manufacturer name

2) Lot Number

3) Part Number

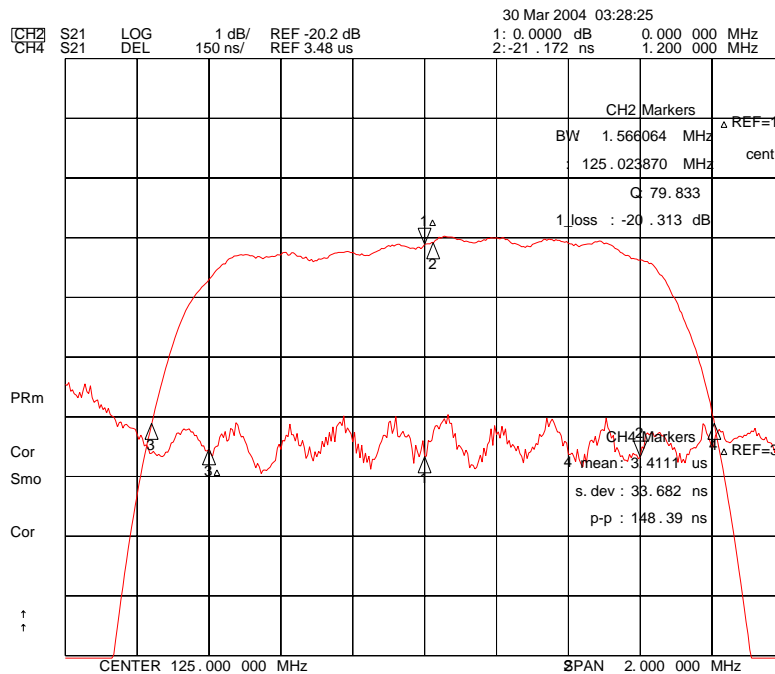
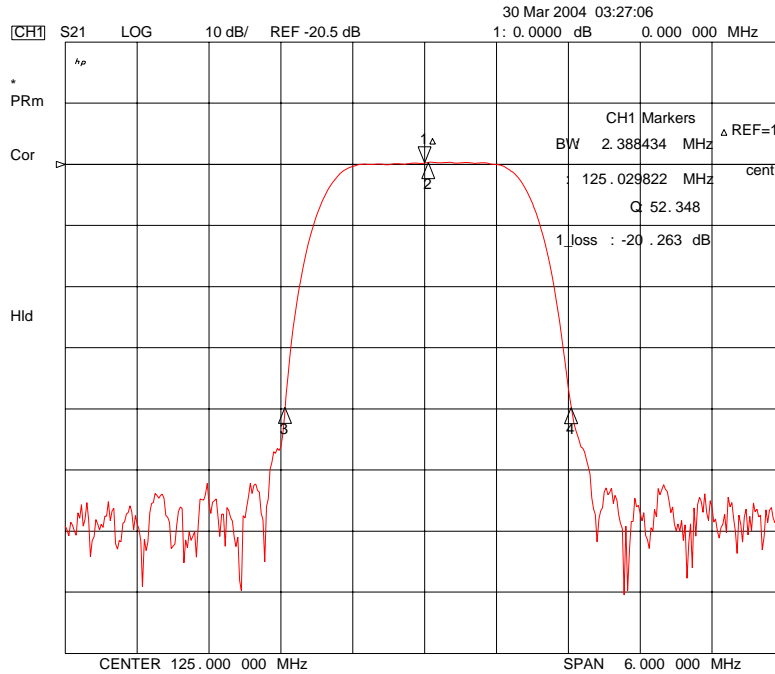
4) Pad Number 1 Index

 Integrated Technology Future	ITF Co., Ltd. 102-901, Bucheon Technopark 364, Samjeong-Dong, Ojeong-Gu, Bucheon-City, Gyeonggi-Do, Korea 421-809	Part No.	203652B	
		Rev. Date	2004-03-31	
		Rev.	NW3014-CS02	3/5

SAW Bandpass Filter 203652B

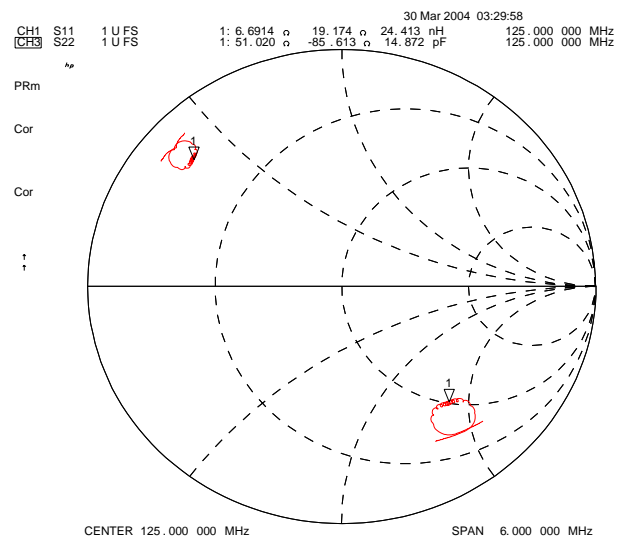
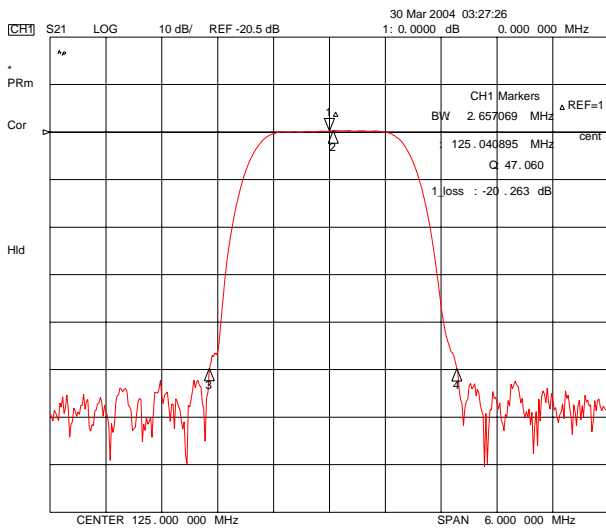
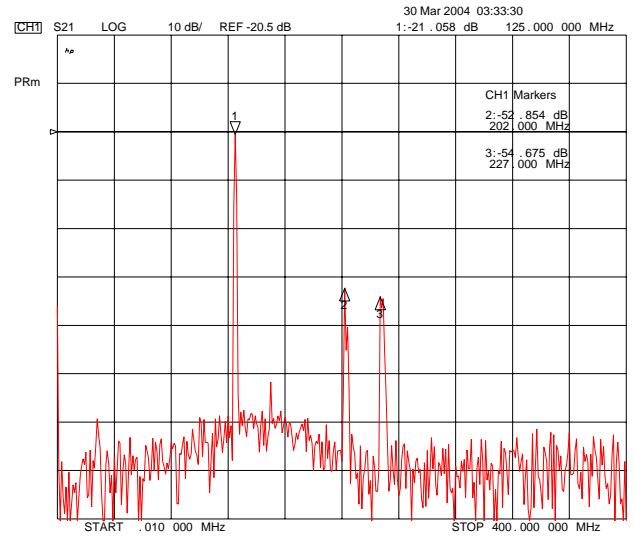
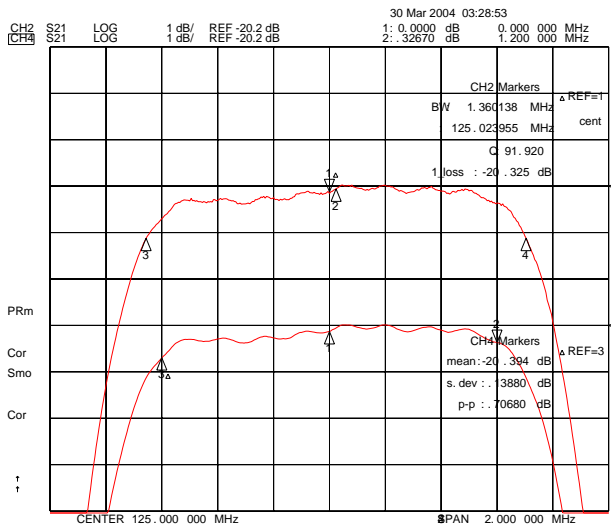


6. Typical Performance (at +25°C)



	ITF Co., Ltd. 102-901, Bucheon Technopark 364, Samjeong-Dong, Ojeong-Gu, Bucheon-City, Gyeonggi-Do, Korea 421-809	Part No.	203652B	
		Rev. Date	2004-03-31	
		Rev.	NW3014-CS02	4/5

SAW Bandpass Filter 203652B



ITF Co., Ltd.
 102-901, Bucheon Technopark 364,
 Samjeong-Dong, Ojeong-Gu, Bucheon-City,
 Gyeonggi-Do, Korea 421-809

Part No. 203652B

Rev. Date 2004-03-31

Rev. NW3014-CS02 5/5